

# The Ultimate


Composite Door Collection



# Standard Colour Range

Our colour collection has been specially designed to help you put together the perfect colour palette for your door. Every home is different and our beautiful range of colours combines both muted heritage shades and bolder vibrant options, to harmonise with your home. Keeping your Ultimate Collection Composite Door looking good for years to come.

Our standard colour options are quite varied and can cover most tastes. Doors are white internally as standard. Oak and Rosewood effects are stained and lacquered.



# Custom Colour Range

Our custom colour options below opens up a world of choice. The Ultimate Collection Composite Doors can also be colour matched to any specific RAL colour provided. There are over 2500 RAL colours to choose from and each choice includes a 10 year guarantee.

Colours shown in the brochures and point of sale materials are for guidance only and are a fair representation, not an exact match. All images are as accurate as photographic and printing processes allow. There will be a difference between a colour printed, a colour displayed on a digital device and a colour sprayed onto a GRP skin or uPVC Frame.



## Traditional Door Styles

Dual Glazed	Page 4
Tops & Mids	Page 5
Half Moon & Mids	Page 6
Craftsman	Page 7
Half Glazed	Page 8
3 Quarter Glazed	Page 9
Cottage	Page 10 & 11
Stable	Page 12 & 13

## Contemporary Door Styles

Modern	Page 14
Centre Glazed	Page 15
Top	Page 16 & 17
Longlite	Page 18
Morse	Page 19
Full Glazed & Double Doors	Page 20

## Glazing Options

Textured Glass	Page 21
Decorative Glass	Page 22

## Frame & Profile

Frame Options	Page 23
Flag, Side & Top Lights	Page 23
Composite Side Panels	Page 23

## Hardware Options

Locking Options	Page 24
Ingenious & Apecs Guarantee	Page 25
Lever & Pad Handles	Page 26
Autolock Handle Options	Page 27

## Extras

Letterplates	Page 28
Letters & Numerals	Page 28
Hinges	Page 28
Knockers	Page 29
Premium Stainless Steel	Page 30

# Dual Glazed

The Dual Glazed door range is a classic choice and remains popular with homeowners throughout the UK as their preferred door style.

**Step 1:** Choose the door style & glazing design



Dual Glazed



Dual Glazed Arch



4 Panel Solid



Dusky Pink  
Tate




Sky Blue  
Nordic



Leaf Green  
Trio Diamond

**Step 2:** Choose the glass design



Textured glass options  
on page 21

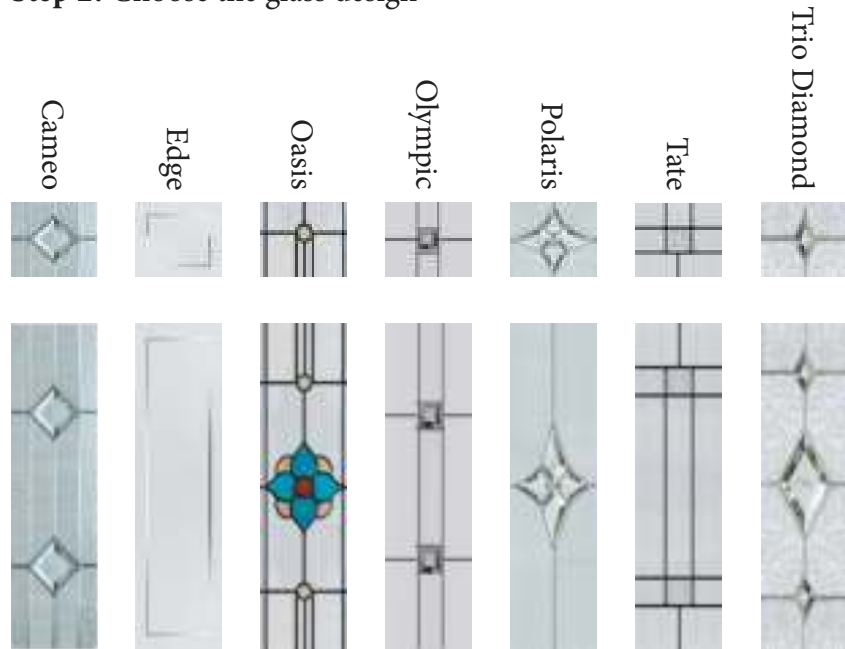
**Step 3:** Choose from  
2500+ Colours. See page 2  
*Standard Red*

**Step 4:** Choose from  
the hardware options  
on pages 24-30



\*Glass not available in Dual Glazed Arch

**Step 2:** Choose the glass design



Textured glass options  
on page 21

**Step 3:** Choose from  
2500+ Colours. See page 2  
*Chartwell Green*

**Step 4:** Choose from  
the hardware options  
on pages 24-30

# Tops & Mids

Tops & Mids is a variation of one of our most popular designs, with sophisticated door aesthetics. Two or four panel glass designs offer varying amounts of light and privacy.

**Step 1:** Choose the door style & glazing design



Tops & Mids



Tops



6 Panel  
Solid



Pastel Turquoise  
Polaris



Honey Beige  
Oasis



Black Grey  
Tate

# Half Moon & Mids

Half Moon variants are a truly traditional design. The Half Moon feature is an elegant characteristic which is often chosen for its smooth lines.

**Step 1:** Choose the door style & glazing design



Half Moon & Mids



Half Moon



Half Moon Sunburst



Mouse Grey Trio Diamond



Golden Oak Polaris



Duck Egg Cameo

**Step 2:** Choose the glass design




Cameo

Edge

Oasis

Olympic



Polaris

Tate

Trio Diamond

Textured glass options on page 21

**Step 3:** Choose from 2500+ Colours. See page 2 *Distant Blue*

**Step 4:** Choose from the hardware options on pages 24-30



**Step 1:** Choose the glass design



Cameo



Edge



Oasis



Tate



Trio Diamond

# CRAFTSMAN

The Craftsman door range offers a traditional 1930s styling with all the modern day properties expected from a sophisticated & beautiful composite door. The top section has decorative glazing panels that create visual interest & welcomes light into your home.



Textured glass options  
on page 21

**Step 2:** Choose from  
2500+ Colours. See page 2  
*Standard Green*

**Step 3:** Choose from  
the hardware options  
on pages 24-30



Craftsman



White  
Tate

Not available in Golden Oak or Rosewood.

# Half Glazed

Traditionally chosen as a back door design, although in recent years has become just as popular as a front entrance door.

## Step 1: Choose the door style & glazing design



Half Glazed



Half Glazed Arch



Blue  
\*Integral Blind



Red Violet  
Edge

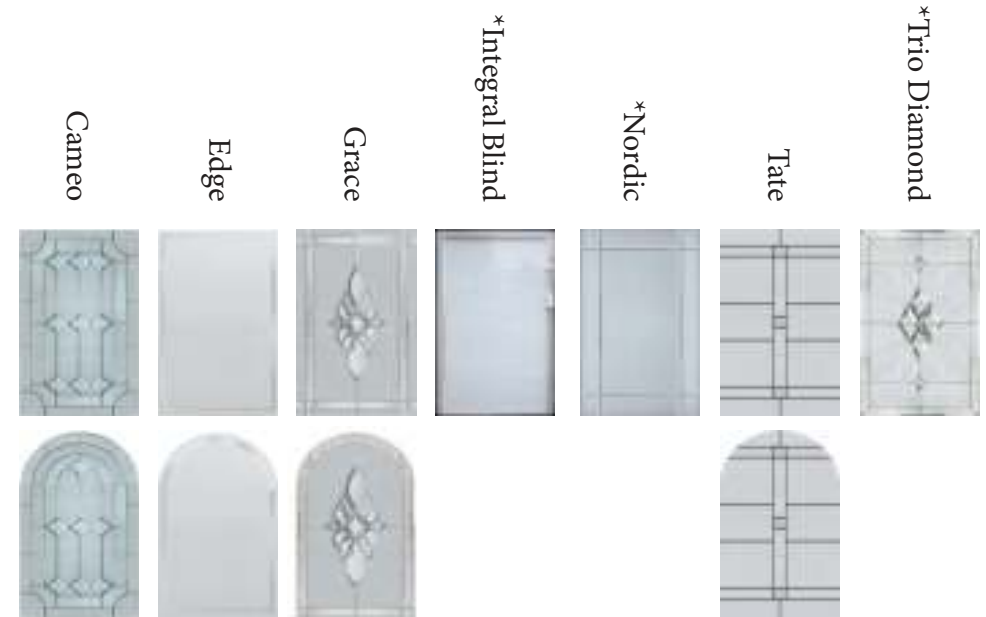
The integral blind is cleverly encapsulated within the insulated glass cavity to provide a zero maintenance blind. The blind can be raised, lowered and easily tilted, using the unobtrusive finger control on the edge of the frame.

Textured glass options  
on page 21

Step 3: Choose from  
2500+ Colours. See page 2  
*Sable*

Step 4: Choose from  
the hardware options  
on pages 24-30

## Step 2: Choose the glass design



\*Glass not available in Half Glazed Arch



**Step 2:** Choose the glass design

Cameo



Edge



Tate



Trio Diamond



# 3 Quarter Glazed

The 3 Quarter door design has a feel of Art Deco. Stunning long glass designs make a real showcase and can maximise light to grace your home.

**Step 1:** Choose the door style & glazing design



3 Quarter Glazed



Textured glass options  
on page 21

**Step 3:** Choose from  
2500+ Colours. See page 2  
*Standard Blue*

**Step 4:** Choose from  
the hardware options  
on pages 24-30



Dahlia Yellow  
Trio Diamond



Silk Grey  
Tate

Not available in Golden Oak or Rosewood.

# Cottage Styles

Cottage door designs look fantastic on both country & city homes, suitable for both front & back doors. The Cottage & Cottage Framed have a tongue & groove grained finish that can suit a traditional or contemporary home.

## Step 1: Choose the door style



Cottage



Cottage Framed



Flush

## Step 2: Choose the glazing design



Short



1 Square



3 Square

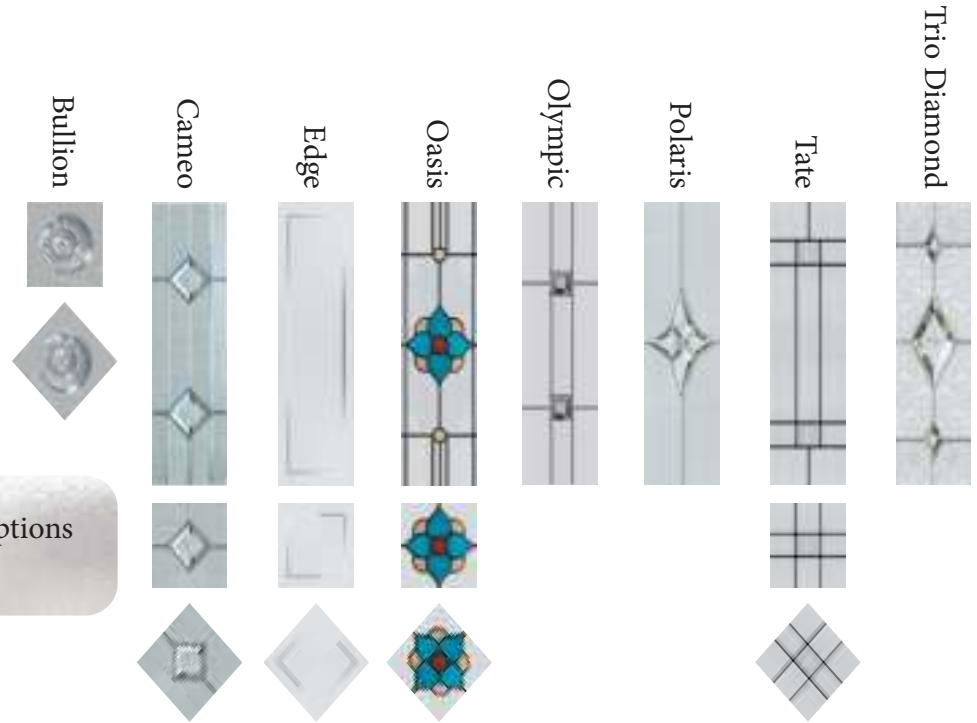


1 Diamond



3 Diamond

## Step 3: Choose the glass design




Textured glass options on page 21



Step 4: Choose from 2500+ Colours. See page 2  
*Dusky Pink*



Step 5: Choose from the hardware options on pages 24-30



# STABLE DOORS

This Ultimate Collection composite door allows you to open the top half of the door & keep the bottom closed, which is ideal for keeping pets & children secure indoors. Choose either a Cottage or Flush door style as a solid door, or include one of the three glazing designs. Stable Doors are only available as open in.

## Step 1: Choose the door style



Cottage



Flush

## Step 2: Choose the glazing design



Short



1 Square



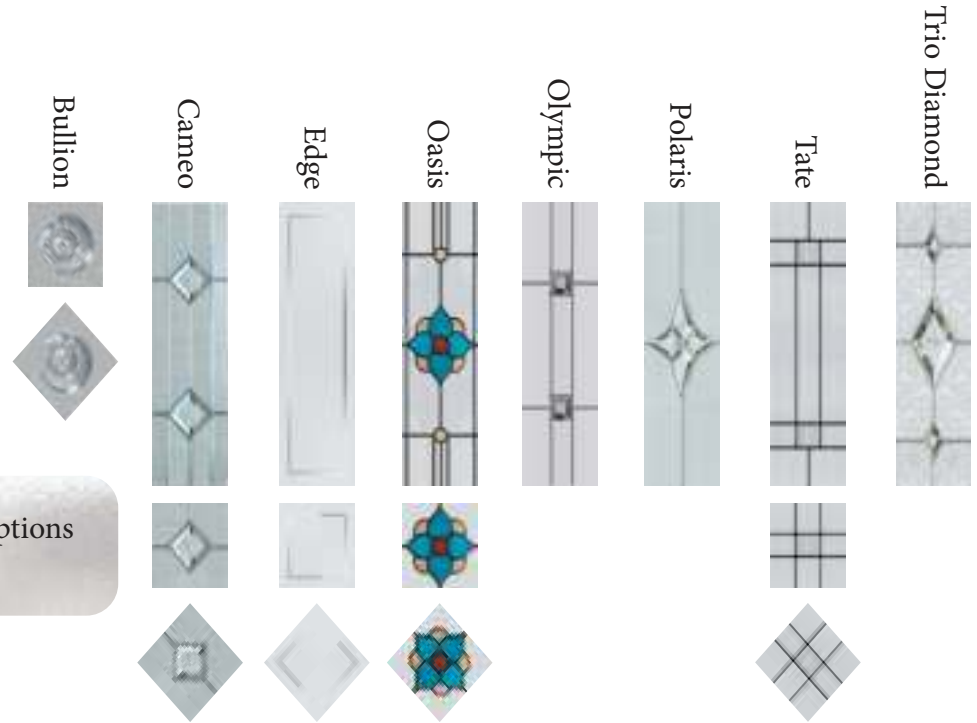
1 Diamond

Textured glass options  
on page 21

Step 4: Choose from  
2500+ Colours. See page 2  
*Cream*

Step 5: Choose from  
the hardware options  
on pages 24-30

## Step 3: Choose the glass design



Internal View



# Modern

The Modern design has a strong European influence and features a horizontal grooved pattern within a frame border, which flaunts a striking and modern effect.

**Step 1:** Choose the door style & glazing design



Modern



Modern Centre  
Glazed



Modern  
Longlite



Signal Violet




Sable  
Trio Diamond



Pastel Blue  
Deco


**Step 2:** Choose the glass design



Textured glass options  
on page 21


**Step 3:** Choose from  
2500+ Colours. See page 2  
*Silk Grey*

**Step 4:** Choose from  
the hardware options  
on pages 24-30



Not available in Golden Oak or Rosewood.

**Step 2:** Choose the glass design



# Centre Glazed

The Centre Glazed is a simple and sleek design, featuring a flush door panel with a centre pane.

**Step 1:** Choose the door style & glazing design



Centre Glazed

Textured glass options  
on page 21

**Step 3:** Choose from  
2500+ Colours. See page 2  
*Rapeseed Yellow*

**Step 4:** Choose from  
the hardware options  
on pages 24-30



Rosewood  
Cameo

# TOP

The Ultimate Collection 3, 4 & 5 Top Round designs are the ultimate in contemporary door styling. Designed for the modern home, this varied collection, combined with bold colours & contrasting hardware, can make a real statement.

**Step 1:** Choose the door style & glazing design



3 Top



4 Top



4 Top  
Left



4 Top  
Right



5 Top  
Round Left



5 Top  
Round Right



Vermillion  
Bullion



Wine Red  
Cameo



Turquoise Blue  
Tate\*



Light Grey  
Tri Line\*



Anthracite Grey  
Edge



Azure Blue  
Crescent




Pastel Green  
Nordic

\*Glass not available in 5 Top Round Left or Right



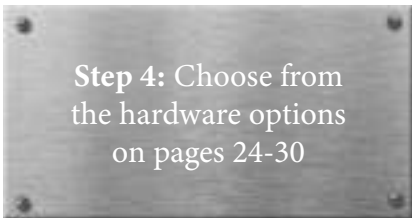
**Step 2:** Choose the glass design



Textured glass options  
on page 21



**Step 3:** Choose from  
2500+ Colours. See page 2  
*Blue Lilac*



**Step 4:** Choose from  
the hardware options  
on pages 24-30



# LONGLITE

The Longlite is a bold & contemporary statement. An astute choice for the modernist who wishes to let light into their home whilst making a real sleek statement.

**Step 1:** Choose the door style & glazing design



Longlite  
Centre



Longlite  
Left



Longlite  
Right



Cream  
Nordic



Chartwell Green  
Trio Diamond




Traffic Red  
Edge

Textured glass options  
on page 21


**Step 3:** Choose from  
2500+ Colours. See page 2  
*Mouse Grey*

**Step 4:** Choose from  
the hardware options  
on pages 24-30

**Step 2:** Choose the glass design



**Step 2:** Choose the glass design



# Morse

Morse is a stunning contemporary design. Timeless elegance, enhanced with beautiful glass designs that create a very modern feel.

**Step 1:** Choose the door style & glazing design



Morse  
Centre



Morse  
Left



Morse  
Right

Textured glass options  
on page 21

**Step 3:** Choose from  
2500+ Colours. See page 2  
*Standard Black*

**Step 4:** Choose from  
the hardware options  
on pages 24-30



Traffic Green  
Tate



Distant Blue  
Grace



Ruby Red  
Cameo

# Full Glazed & Double Doors

**Step 1:** Choose the door style & glazing design

All Ultimate Collection door styles & the glass options within each range (excluding Stable Doors), are available as a Double Door set.



Full Glazed



Double Doors

**Double Doors:** Only available with Lever/Lever handles and a French Door Multi-point lock. The centre mullion is available in Blue, Red, Green, Black, White or Grey, and can match any other RAL colour provided. Choose from our range of uPVC threshold options. Low aluminium thresholds are not compatible with Double Doors.

Pull Bars, Escutcheons, Finger Pulls & Centre Pulls are not available with Double or Full Glazed Doors.

Textured glass options  
on page 21

**Step 2:** Choose from  
2500+ Colours. See page 2  
*Ultramarine Blue*

**Step 3:** Choose from  
the hardware options  
on pages 24-30



Golden Oak  
Satin



Cream  
Tate - 3 Quarter Glazed, page 9



# Textured Glass

All Ultimate Collection door styles can be supplied with clear glass or one of our carefully selected patterned glass options. Pilkington textured glass offers numerous attractive styles, allowing light into internal rooms whilst maintaining a level of privacy.



Clear



Satin



Stippolyte



Autumn™



Charcoal Sticks™



Contora™



Arctic™



Digital™



Cotswold™



Everglade™



Florielle™



Mayflower™



Oak™



Pelerine™



Sycamore™



Minster™

All pattern names (e.g Arctic™) are a trade mark of Pilkington plc.

All pattern images are the copyright © of Pilkington plc and are reproduced with the permission of Pilkington plc.

# Decorative Glass

The Ultimate Collection has an eclectic range of decorative glass. Whether your taste is traditional or contemporary, there's an Ultimate Collection composite door to suit any home.



## Bullion

Deeply carved rings refract the light with stunning effect. Unlike traditional bullions, these opulent grooves are encapsulated within the insulated glass unit for ease of cleaning.



## Cameo

An extremely popular option, 'Cameo' is a triple glazed decorative panel featuring crystal cut glass bevels. Backing textures have been carefully selected to compliment some of the most popular backing glasses used in side panels or top lights.



## Crescent

Strikingly modern, the 'Crescent' is a bespoke model which combines an etched finish with a graduated clear motif. The design is encapsulated within the insulated unit to ensure its good looks are well protected for many years to come.



## Deco

This linear design combining a satin effect backing glass and clear lines, offers a look of the utmost sophistication. Visually this style is very clean and crisp.



## Edge

This well-known design is simple and elegant, working very well both in traditional and contemporary properties. Edge decorative glass combines a satin effect backing with clear dividing lines.



## Grace

This lavish bevel cluster refracts light beautifully, with zinc came and hammered effect backing glass. It is a real statement piece. Available with Dual Glazed, Centre Glazed, Morse, Half Glazed and Half Glazed Arch door styles.



## Polaris

This beautiful star sparkles with light. Bevels with zinc came, surrounded with a stipple effect that provides moderate levels of privacy. Available with Tops & Mids, Half Moon and Mids, Cottage/Cottage Framed/Flush/Stable - Short, door styles.



## Nordic

This very clean option has a brilliant-cut bevel to its outer face with a very smooth sandblasted surrounding backing glass. The sandblast highlights particularly well the deeply grooved clear channels



## Oasis

A wonderful, traditional stained glass design with the modern twist of being triple glazed. This vibrant model combines colourful antique-look cut glass with aged black came. Ideal for period and character properties.



## Olympic

A contemporary backing texture with tinted grey, clear, cubic bevels and a striking zinc came. The triple glazed glass is encapsulated between two panes of tempered safety glass for ease of cleaning and to ensure its good looks will bring pleasure for many years to come.



## Tate

Triple glazed decorative design at its very best! Black came, cut hammered and stipple backing textures give a lovely, graceful look. Due to high demand, this choice is featured in most door styles.



## Tri Line

Ultra-modern triple glazing with amazing laser-cut polished stainless-steel inserts. 'Tri Line' is a real showstopper, aesthetically stunning and perfect for the contemporary door.



## Trio Diamond

Trio Diamond is characterised by its distinctive diamond cut bevels, with brilliant cut starbursts to their centre. Triple glazed with zinc came and glue chip backing.

# Frame & Profile

## Flag, Side & Top Lights

All Ultimate Collection Composite Doors can be supplied with flags, side and top lights. Each one is custom made to your required size, colour and is either welded or coupled. What better way to maximise the light and make a statement to the entrance of your property?



## Composite Side Panels

Side panels can add the ultimate finishing touch to a grand entrance. Your installer will be able to advise on sizes and limitations on configurations and designs. All of our colour options can be applied to both side panels and frames.



The Ultimate Collection Composite Door frames are manufactured from uPVC profile. Choose either the classic Sculptured rebate, or a Chamfered finish for the more modern look.



Sculptured



Chamfered

## Standard uPVC Frame

The woodgrain effect is achieved with a special foil and is available in a variety of finishes, all of which can be applied inside and outside. Finishes include: White uPVC (no foil), Rosewood, Golden Oak, Black, Anthracite Grey, Cream and White woodgrain.



## Custom Frame

Colour-matched to the door with a special foil and paint finish. Different door/frame colours can be chosen to further personalise your door.

Our custom colours offer the same choice as the custom door colour range. They are applied to a woodgrain effect foil, to ensure an authentic look and feel. We also guarantee the paint finish on our frames for 10 years.



# Locking Options

For the ultimate in bespoke doors and for the more discerning buyer, we offer our fully suited collection of top quality handles, letterboxes and door knockers in a range of colours. Spy holes, letters and numerals are also available. The Ultimate Collection comes with a 10 year mechanical guarantee.

## Standard Cylinders

Cylinders offer varying levels of security. Our 6-pin anti-drill/pick cylinder is one of the UK's biggest selling products and features protection to deter most amateur intruders.



## 'Keyed Alike' Cylinders

Any of our cylinders can be 'keyed alike' to another. So, if you are replacing two doors and want to keep your keyring to a minimum, keyed alike will provide one set of keys that will lock two or more doors.



## APECS AP Cylinder

The APECS AP Cylinder is independently tested and a fully accredited 3 star security product with British Standard Institute TS007 accreditation. Capable of withstanding a variety of attack methods, this cylinder will deter the most determined burglars.



## Ingenious Multi-Point Door Lock

The Ingenious multi-point door lock features 4 opposing 'pincer' action hook sets, a centre hook deadbolt and a sprung latch. Manufactured from stainless steel, its construction is thoroughly tested to last a lifetime.



## Thumb-Turn Cylinders

No key is needed to lock the door from the inside and so as well as convenience you have safety built-in, in the event of a fire. NHBC recommendations include the use of thumb turns on all new build houses.

Thumb-turn versions of our cylinders are available to choose and the same security upgrades also apply. Our high security Ingenious cylinder is available as Thumb-turn in both brass and nickel finish to suit your hardware choice.



## Autolock

There are two Autolock options. Both designed for the contemporary range of doors where bar handles, finger pulls or escutcheons are used instead of standard door handles.

The Heritage Autolock positions the locking cylinder at a more traditional shoulder level. The Contemporary is situated slightly lower from the middle of the door.

### Heritage



### Contemporary







Due to the exceptional strength that the APECS AP cylinder and the Ingenious Multilock or Autolock offers when used together, we are offering a break in guarantee of up to £5000 for your maximum peace of mind (T&Cs apply).

**IF ONE OF THESE PRODUCTS FAIL AS A RESULT OF A BREAK IN, WE WILL GIVE YOU UP TO £5000 COMPENSATION.**

## INGENIOUS LOCKING

Rigorously tested and boasting impressive durability, these fantastic door lock options provide secure locking and optimal peace of mind. Ingenious locks are recognised by the police as offering the highest levels of security.

The Multi-point lock features two sets of opposing hooks for added functionality allowing it to fit seamlessly into the door. An ergonomically designed hold back snib on the faceplate prevents accidental lock outs whilst the use of the very latest high specification materials and manufacturing techniques have been utilised to provide smooth, flawless operation.

The Ingenious 'Autolock' option is an exceptional new development in lock design. Designed with the user in mind, it is immensely strong and so easy to use you don't even have to think about it!

Simply shutting a door with Autolock engages each latch firmly into place, no required lever lifting to engage the locking mechanism.

# APECS<sup>®</sup>



## APECS AP CYLINDER

This cylinder has been developed to offer the highest level of security against forced entry caused by a range of methods, including drilling plug extraction, picking, bumping and lock snapping, the most prevalent method of attack in a break-in.

Designed with a unique sacrificial point, it is engineered to snap in a manner that doesn't allow further damage to the lock inside. Featuring an interlocking mechanism with a unique cam protection block and operable from inside when the lock is tampered with externally, it also comes with a 5-year guarantee for added peace of mind.

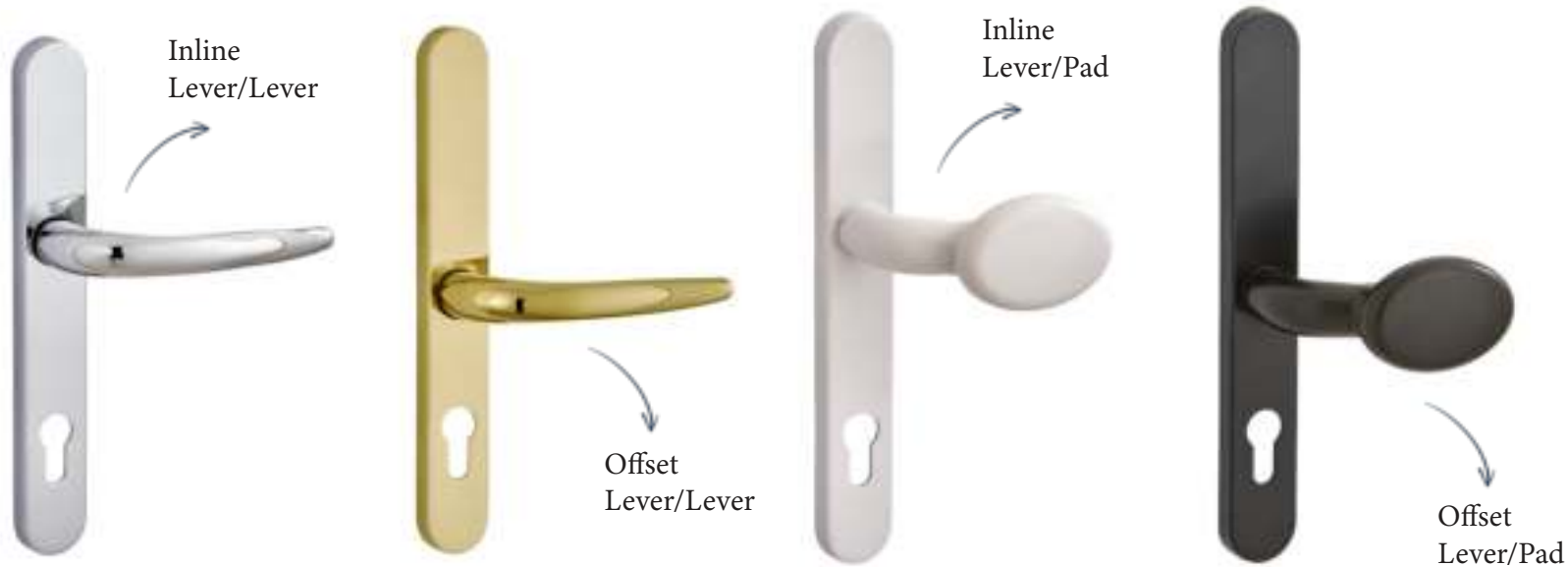
The APECS AP also benefits from a double locking mechanism with additional track rail pins and a patent pending ball-bearing connection which ensures additional operation smoothness and a strong fixing between the cylinder core and the cam.




# Handle Options

## Lever and Pad Door Handles

Both Inline and Offset Lever/Lever and Lever/Pad Handle options work in conjunction with the Ingenious Multi-point door lock. All handle options below come with the Standard Cylinder or you can upgrade to the APECS AP Cylinder, which includes a £5000 break-in guarantee. Terms and conditions apply.



## Colour Options



# Autolock Handle Options

The Ingenious Autolock has various options for operation and access. Choose from the Heritage or Contemporary lock position, bar handles (internal and external or external only), or alternatively, a mixture of centre pulls, escutcheon and finger pulls.

All handle options below come with the Standard Cylinder or you can upgrade to the APECS AP Cylinder, which includes a £5000 break in guarantee. Terms and conditions apply.

## Centre Pull



Chrome      Gold      Stainless Steel

## Escutcheon



Chrome      Gold      Satin      Black      White      Brushed Stainless

## Finger Pull




Chrome      Gold      Satin      Black      White      Antique Black      Brushed Stainless



**Pitted Black**

Escutcheon  
Finger Pull  
Letterplate  
(to match Pull  
Bar options)



Offset

Inline

**Equiangular  
Pull Bar**

**Round  
Pull Bar**

Stainless Steel  
Inline

Stainless Steel  
Inline or Offset

1200mm

400mm

**Pitted Black  
Inline**

600mm

900mm

1200mm

900mm

1500mm

1200mm

1800mm

1500mm

**Pitted Black  
Inline**

1200mm

# Extras

## Letterplates



## Letters and Numerals



## Hinges

The Ultimate Collection 2D hinge is adjustable both vertically and horizontally. Document Q and PAS 24 compliant requests include the hinge security bolt upgrade.



Optional Hinge Security Bolt

## Urn Knockers



Chrome      Gold      Satin      Black      White      Tungsten      Antique Black      Anthracite Grey

## Slimline Urn Knockers




Chrome      Gold      Satin      Black      White      Tungsten      Antique Black      Anthracite Grey

## Spy Holes



Chrome, Gold, Black and White

## Contemporary Knockers



Chrome      Gold      Black      White      Brushed Stainless

# Premium Stainless Options

Brushed Stainless





## Considering our impact

The timber used in the Ultimate Collection door slabs come from a sustainable source and are FFSC approved

The slab inner foam provides insulating capabilities and helps reduce a home's energy use

Polyvinyl Chloride used in the inner slab is recycled material

This brochure is made from responsibly sourced paper



### High precision manufacturing

We employ the strictest quality management system. Every door is fully inspected, wrapped and delivered by our dedicated fleet, allowing us to offer you guaranteed quality and service.



AUG2023

